

## **FOREWORD**

The Wanganui District Council employs three full-time Animal Control Officers, Kevin Broome, Bernie Compton (with help from "Hoki") and Peter Knuth. Honorary Rangers are also enlisted to support the Animal Control Officers.

These officers provide a 24-hour, 7 days a week service to the Wanganui District, with after hours determined by the urgency of the problem. All calls are accepted after hours but non-urgent calls will be attended to on the first working day.

There are approximately 7200 registered dogs within the Wanganui District. Of these 2100 are working dogs. This gives a ratio of one dog to every 5.8 people.

Dogs are a major source of enjoyment and companionship and are always a source of news, but more so when they are uncontrolled. People who do not keep their dogs under control at all times should be aware that the penalties can be potentially harsh and include criminal conviction, fines and the possible destruction of the dog.

The intention of this booklet, compiled by Bernie Compton, is to provide dog owners with basic information and advice.

It contains parts of the Wanganui District Council's 2002 Dog Control Policy, highlighting dog owners' legal responsibilities and has excerpts from the Dog Control Act 1996.


As a result of commonly asked questions the booklet also includes helpful hints on being a responsible dog owner.



## CONTENTS

	<b>Page</b>
Foreword	1
Contents	2
Quick reference telephone numbers/names	3
Being a responsible owner	4
Desexing	5
Health	6
Registration	7 - 9
Training	10 - 11
Holidays	12
Wandering dogs	13 - 14
Barking	15
Laying a complaint	16
Dogs and People	17
The aggressive dog	18
Dog pound/lost dogs	19 - 20
Bylaws	21 - 22
Exercising your dog	23
Dog exercise areas	24 - 27

## QUICK REFERENCE NAMES & TELEPHONE NUMBERS



Animal Control Wanganui District Council <a href="http://www.wanganui.govt.nz">www.wanganui.govt.nz</a>	24 hour service website	349 0001 all hours
S P C A	Animal Welfare After hours emergency	345 3369 021 259 6264 021 267 4699
Wanganui Vet Services	Somme Parade After hours	345 5864 345 6019
Heads Road Vet Clinic	Heads Road After hours	345 5672 345 6019
Dog Obedience Club		345 0294
Tims Leather	Collars/harnesses	343 5646
Wanganui Kennel Society		343 6614
Wanganui Enterprises	Dog kennels	343 7053
Boarding Kennels		
Belmont	Mosston Rd	344 4010
Kellaware	No. 2 Line	342 4870
Sedgebrook	Cameron Rd, East	345 6363
WanganuiPetMotel <a href="http://@xtra.co.nz">@xtra.co.nz</a>	Upper Roberts Ave	343 9868
Pet Groomers		
Kellaware	No. 2 Line	342 4870
Wanganui Vets	Somme Pde	345 5864
Doolittle's Pets	Wilson St	345 0384
Wanganui Pet & Aquarium World	Guyton St	345 5322

## **BEING A RESPONSIBLE OWNER**

### **Owner, in relation to any dog, means every person who:**

- a) Owns the dog; or
- b) Has the dog in their possession, whether the dog is at large or confined for a period longer than 72 hours
- c) If the owner of the dog is under 16 years of age, then the parent or guardian of that person is responsible for the dog's registration and actions.

### **THE OBLIGATIONS OF DOG OWNERS ARE DEFINED AS FOLLOWS:**

- To ensure that the dog is registered, as required by law, and to notify Council of any change of address or ownership
- To keep the dog under control at all times
- To supply the dog with proper care and attention and have sufficient food, water and shelter
- To ensure that the dog has adequate and regular exercise
- To ensure that the dog does not cause a nuisance to any other person, whether by persistent and loud barking or howling or by any other means
- To take reasonable steps to ensure that the dog does not injure, endanger, or cause distress to any person
- To ensure that the dog does not injure, endanger, or cause distress to any stock, poultry, domestic animal or protected wildlife
- To take all reasonable steps to ensure the dog does not damage or endanger any property belonging to any person
- To comply with the requirements of the Dog Control Act 1996 and all regulations and bylaws of the Wanganui District Council

### **You must advise the Wanganui District Council**

- if your dog dies
- if ownership of your dog changes
- if your dog leaves the district
- if you have a change of address

# DESEXING

Desexing removes the dog's major source of sex hormones and results in the dog losing the behavioural problems associated with sexual activity. It obviously prevents unwanted litters.

## **Bitches on heat**

A female dog will normally come into "season" twice a year with her "heat period" lasting up to three weeks.



She will give birth to her pups between 63 and 70 days after mating and she can have 1-14 pups per litter.

Knotted dogs should never be forcibly separated. This can cause internal damage to the bitch. If an unplanned mating is witnessed contact your vet immediately.

If your bitch cannot be confined adequately while she is on heat, she may be boarded at the pound during this period.

## **Neutered male dogs**

- Can be less aggressive, easier to train, and urinate less.
- Are less likely to be injured through competitive fighting.
- Have less inclination to roam and are more affectionate and safer with children.

## **Spayed female dogs**

- Eliminates maternal aggression which can occur after whelping or during false pregnancies.
- Are cleaner, do not come on heat, and therefore do not have problems with male "visitors".
- Desexed dogs are happier, have fewer personality problems and less chance of developing cancers.
- They also need relatively less food to maintain their weight at a healthy level.

Desexing does not diminish the dog's natural guarding ability.

**Neutered/spayed dogs earn a rebate on your dog registration fee every year.**

## HEALTH

Ensure your dog receives annual vaccinations to guard against the following diseases:

- Distemper – causes runny eyes and nose, coughing, vomiting and diarrhoea. Many affected dogs will die and many who survive the acute stages may need to be put down later.
- Hepatitis – causes severe liver damage and jaundice. Fortunately, no longer a common disease.
- Kennel cough – caused by several bacteria and viruses. Only fatal in very young puppies. Highly contagious and causes a severe cough.
- Leptospirosis – not common in the Wanganui region yet. Severely damages the liver and kidneys. Many affected dogs will die. Humans can also catch this disease from the infected dog.
- Parvovirus – extremely contagious. Picked up from the droppings of infected dogs. Can be spread by footwear, car tyres and wandering dogs. Causes severe vomiting and bloody diarrhoea. Most affected dogs will die even with intensive care. Sadly, very common in Wanganui.
- Ring Worm – very common (not a worm but a fungus). Easily transmissible. Treated with ointments from the chemist, taking three weeks for the hair to grow back.
- Flies – if your dog is being bitten by flies spray the affected areas with a long lasting fly spray. This causes the dog no harm.

Have a regular worming and flea programme.

Never let a dog lick your face – their saliva contains many diseases that can be passed on to humans. Always wash your hands after handling dogs.

### **Feeding**

Two light meals a day of a high protein diet will make your dog more content, as opposed to one large meal.

Remember – never approach a dog when it is eating. It is natural for dogs to protect their food. To help prevent food and dominance aggression, train your dog to sit by its food and only allow it to eat on your command.

If you have more than one dog in your household, feed them separately to avoid food aggression.

# REGISTRATION

Dog control is funded totally through registration fees. The rate payer pays \$3.00 a year towards the total cost of Animal Control services. This rate input recognises the work done with all other animal problems within the community.

## **Register your dog**

1. When it turns 3 month old
2. When you first get him/her
3. There after on the 1<sup>st</sup> July of each year

The Wanganui District Council has a graded registration fee structure, which recognises good dog ownership.

## **Rebates for dog registration fees for a full year are**

Early Payment Rebate (If paid before 31 July)	\$10.00
--	---------

Good Owner Rebate (No justified complaints over the last 12 months)	\$25.00
--	---------

Adequately Fenced Property (Checked and verified by A C O)	\$15.00
---	---------

De-sexing (Verified by vet certificate)	\$15.00
--	---------

### **Working Dogs**

The Early Payment Rebate only applies (This applies to the first 2 dogs of any one owner)	\$10.00
--	---------

For any dog turning 3 months of age during the year, a proportionate (part) fee will be paid i.e. based on the number of complete months remaining in the registration year.

**The registration year is the period of 12 months from 1<sup>st</sup> July to 30<sup>th</sup> June of the following year.**

If your registration tag is lost or damaged, a replacement tag can be obtained free of charge.

# REGISTRATION

## Good Dog Rebate (\$25.00)

This rebate will be lost for one year for the following reasons:

- The dog attacked a person or another animal.
- A justified rushing complaint was lodged against the dog.
- The dog was impounded.
- The dog was consistently wandering.
- The owner failed to notify a change of address or ownership.
- A justified barking complaint was lodged against the dog.
- The owner has been prosecuted for an offence or has had an infringement notice issued relating to the dog.
- An owner was found with an unregistered dog.
- The owner failed to re-register their existing dog by the first of September.

## Definition of working dog

- Any guide dog, hearing dog or companion dog (companion dog means a dog certified by the Top Dog Companion Trust as being a companion dog or under training as a companion dog)
- Any dog:
  - ▶ Kept by the Police, Customs Department, Ministry of Agriculture, Ministry of Fisheries, the Ministry of Defence; or
  - ▶ Kept solely or principally for the purposes of herding or driving stock; or
  - ▶ Kept by the Department of Conservation; or
  - ▶ Kept solely or principally for the purpose of destroying pests; or
  - ▶ Owned by a security guard as defined in Section 4 of the Private Investigators and Security Guards Act 1974.



# REGISTRATION

## **What your registration fee covers:**

### **Response to complaints including:**

- Barking dogs/Dangerous dogs.
- Wandering dogs/Rushing dogs.
- Dogs fouling on public/private land.
- Attacks on people/domestic pets/stock/wildlife.
- Dog welfare problems.
- Mediation between neighbours on animal matters.
- Regular monitoring of problem areas and rubbish day areas.
- Dogs restrained by the public/caught in traps.
- Enforcement of the Dog Control Act and Wanganui District Council bylaws.
- 24 hour service.



### **Promoting better care and control of dogs:**

- Visits to schools / community groups.
- Educating owners with problem dogs.
- Radio/newspaper information programmes.
- Advice to dog owners and public.

### **Provides and Maintains the Pound Facilities:**

- Notifying known owners if their dog is impounded.
- Impounding wandering dogs/problem dogs.
- Re-homing suitable dogs to suitable owners.
- Euthanisation of unclaimed dogs.
- Accepts all unwanted dogs.
- The management of dogs with unknown owners.
- Education visits by schools and other interested groups.

### **Legal Action for:**

- Dogs attacking persons/animals.
- Bylaw offences.
- Failing to register dogs.
- Failing to control dogs.
- Barking dogs.

# TRAINING

A dog requires a balanced lifestyle between time spent inside/outside, on and off the chain etc to avoid problems at a later date.

A dog must never be treated the same as a human; this will lead to aggression and dominance problems as the dog matures.

## Key points in training

- Start early
- Praise, don't punish
- Use single word commands
- Correct mistakes immediately
- Be firm but gentle
- Make training a daily activity
- Enrol in classes and read dog training books
- Discipline bad behaviour and reward good behaviour



## Obedience training

In addition to the assistance given by your Animal Control Officers, the following Wanganui community organisations are there to assist owners with basic training, care and welfare of their dogs:

Wanganui Dog Obedience Club  
(Sessions/classes are designed for dogs that are fully vaccinated)

Available to all dogs from crossbreed family pets to pedigree dogs.

From the Basic Obedience course to competitive Agility and Obedience events.

Instructors are there to help you and your dog, no matter what level you are at.

Sessions held: Weekly at Otamatea Reserve, Great North Road, Wanganui

Contact: Pat Kilmister 345 0294

Enrolment: Karen 342 3700 (after hours)

# TRAINING

## Wanganui K9 Kindergarten

(Sessions/classes for puppies under 4 months of age – vaccinations under way but not necessarily complete).


Open to pups of all breeds from family pets to show or obedience dogs. These classes are designed to cater for young pups (and their owners) during the most important stage of their development.

Pups have the chance to develop their social skills through play sessions with other pups in a safe environment – learning to communicate with their own kind and ultimately becoming safe and social adult dogs.

Owners are also assisted with early training techniques and have the opportunity to increase their own knowledge as dog owners. Discussion on all dog issues – puppy problems solved before they become more serious.

Sessions held: Weekly at Wanganui Veterinary Services, 35 Somme Parade, Wanganui.

Contact: Margarete Marshall 343 9806



## Dog Behaviour Services

For dogs of any age or breed – for assistance with behavioural and/or training problems contact either Margarete or Flora.

Socialising – Points to remember

- The first 3 months are the most important
- Handle the pup often
- Expose the pup to a wide variety of situations, people, places and “safe” dogs
- Exert a firm but gentle dominance
- Avoid contact with unvaccinated and unknown dogs

## HOLIDAYS

Many motels and camping grounds now accept dogs – but phone first to check. If you do leave your dog at home, decide who will look after it when you are away.

- Boarding kennels – book in advance, especially in school holidays (most kennels require dogs to be vaccinated).
- Friends and neighbours – either have someone stay in your house or leave your dog at their place.
- In special circumstances dogs may be boarded at the Wanganui District Pound.

**DO NOT** leave your dog at home alone – this leads to barking problems associated with loneliness and boredom.

**If your dog is left without access to proper and sufficient shelter, food, or water then it may be seized by an Animal Control Officer**

When taking your dog on holiday with you, it is a good idea to have a local contact number and address attached to its collar.

Be aware that many dogs do not travel well in vehicles, so do not feed them before a journey.

## WANDERING DOGS

Dogs are very social animals and will wander at every opportunity. However, a wandering dog is uncontrolled and can cause all sorts of problems, some very serious.

They can be intimidating to the general public and be a hazard to road users. They are also disruptive to other dogs that are under control and can attack other animals and pets.

**You are financially liable and responsible for any damage/loss caused by your dog.**

### **Fencing**

A fully fenced section is a must for your dog's safety and your sanity. It is best to fence your property so that visitors have access to your front door without coming into contact with your dog.

Many dogs wander because "some one left the gate open". To prevent this from happening, have a return spring fitted to the gate so that it swings shut automatically.

Jumping dogs – A lean to section or outrigger facing inwards from the top of your fence will stop most dogs from jumping out and is very cost effective.

**Adequate fencing earns a rebate on your dog registration fee every year.**

Fencing rebates will be withdrawn if at any time your dog is seen wandering off your property.

### **Running leads**

A dog is more content and less likely to bark when attached to a running wire. Have a chain with a swivel attached to a long wire, making sure that the dogs cannot become tangled. Always use a chain – a rope will tangle easily and can be chewed thru.

**If your dog is missing from your property, check with Animal Control to ensure your dog has not been impounded or reported as found.**

# WANDERING DOGS

## **Wandering dogs on your property**

- Do not chase them away - this makes them nervous and hard to capture.
- Gain the dog's confidence and then restrain it by a lead/shutting your gate/or locking it in a shed.
- If you cannot contain the dog, try to follow it home and advise Animal Control of the address.
- Dog traps are delivered free of charge to properties that have continual problems with evasive roaming dogs. They are very effective in capturing night time wanderers. The traps are similar to large possum cages and capture dogs humanely.
- Animal Control Officers will collect and impound a contained dog at any hour.

## **Road accidents and animals**

Any driver who hits a dog or domestic animal must stop. If the animal is injured, the driver is obligated to try help it.

If the animal is injured, try to move it to a safe area away from the traffic. Be aware that a frightened or injured dog may try to bite you.

The driver must also report the accident to the owner (if known) or the Police, SPCA or Animal Control.

# BARKING

All dogs bark naturally – it is their way of communicating. However it is the loud and persistent barking that creates a nuisance.

- A lonely dog will bark to attract attention.
- Ask neighbours to monitor your dog when you are not there. Often owners are unaware that their dogs bark when they are not home.
- Always check to see why a dog is barking. The reason may be obvious and easily solved.
- Barking can be beneficial to you and your neighbours; it may be warning of an intruder.

## To treat or prevent excessive barking

- Teach your dog to accept regular visitors.
- Keep your dog occupied and comfortable by ensuring that it has things to amuse itself with when left alone, i.e. bones, balls, toys etc. Pick them up while you are at home and give them to the dog when you leave.
- Have your dog on a running wire as opposed to fixed wire.
- Ensure the dog receives plenty of daily company and exercise.
- Leave a radio on in the house when you leave.
- Change the feeding times. Feed the dog when you go out.
- House the dog so it is unable to see things to bark at.
- House the dog near other pets for companionship.
- Familiarise your neighbours with your dog so that it does not challenge them every time they are in their back yard.
- Change your daily routine – this prevents anticipation barking.



If your dog's barking creates a nuisance causing neighbours to complain, Animal Control Officers will make an assessment and if considered appropriate an abatement notice will be issued. If further justified complaints are received the dog may be seized and impounded in accordance with the Dog Control Act 1996.

Barking complaints are very common and hard to solve to the satisfaction of all.

## LAYING A COMPLAINT

If you have a problem with a neighbour's dog please approach them first and tell them of your concerns. If the problem persists, then phone Animal Control and we will become involved.

We need to know as much of the following as possible:

- Exactly what the problem is.
- The time where / when the incident happened.
- Anything that might help identify the dog, i.e. breed, colour, sex.
- The identity of the owner.
- The address the dog comes from.
- If the dog/s came from a vehicle, the registration of that vehicle.
- Your name and contact number in case we need to phone you for more information and to tell you of the outcome of our involvement.

It is important that we have your feedback about the problem so that we know whether it has been resolved or not.

All complainant details are kept confidential.

Animal Control Officers will regularly patrol problem areas.


**No justified complaints or involvement by Animal Control Officers will earn a rebate on your dog registration.**

## DOGS AND PEOPLE

All dogs are capable of biting or attacking, no matter how friendly or passive a dog may seem, or how well you know it, or what size it is.

Many bites may seem unprovoked but in fact have been triggered by something that we have done unknowingly.

It is important to know how to react around dogs and to understand the reasons why dogs bite. This will prevent or minimise the risk of being bitten.



### Avoiding dog bites

- Never approach:
  - An unknown dog - let it come to you.
  - A bitch with puppies.
  - A dog that is eating.
  - A dog that is sleeping; wake the dog from a distance.
- Always pick up left over food.
- Don't pat a dog on the head or the back of the neck.
- Don't lean over or pick up a dog.
- Never tease a dog.
- Always have a relaxed and calm manner when around dogs.

All dogs are territorial and are naturally more prone to aggression on their own property. Many people own dogs for security purposes as they will defend their owner's property.

**However, any person with reasonable grounds must be able to walk to your door, or deliver to your letterbox, without being threatened.**

### Entering a property that has a dog

- Rattle the gate/call out to see if a dog comes rushing.
- Look for obvious signs, i.e. bones, dog poo, chains, holes in the lawn etc.
- Angle away from the corner of houses. You may startle a dog and cause it to bite out of fright.
- Always give wide berth to a dog on a chain.
- Walk slowly and not directly at the dog.
- If a dog is lying on the doorstep do not approach the door; call out or knock on the window.
- If a dog is inside a house stand off to one side of the door; a dog may feel trapped and bite you as it rushes past.

# THE AGGRESSIVE DOG

## What do I do if an aggressive dog threatens or approaches me?

- Never run, stand perfectly still – dogs will instinctively chase anything that moves away from them.
- If you are on a bike do not try to “out cycle” the dog. Stop immediately and put the bike between yourself and the dog.
- Turn side on to the dog – you will look smaller and less intimidating.
- Never stare at the dog’s face, but always keep the dog in sight.
- Never turn your back.
- Speak quietly and firmly.
- When the dog starts losing interest back off slowly.
- If a dog goes to bite you offer an alternative i.e. shoe or purse.

## If your dog is attacked

- Never pick your dog up or try to separate fighting dogs - you will be bitten, often by your own dog!
- Never hit the attacking dog as this will encourage it to fight harder.
- If you have a walking stick/umbrella etc “poke” at its face, this has a different effect to hitting the attacking dog.
- If your dog is on a lead let it go, this gives the dog a better chance to defend itself or flee – when a dog submits an attack generally ceases.

## Aggression towards other dogs

- Dominant aggression is usually confined between dogs of the same sex. It is more common in males than in bitches.
- A full harness or “head collar” gives much better control than an ordinary collar and lead.
- Always have a potentially dangerous dog muzzled.
- It is important to recognise the signs of aggression in order to intervene before a fight starts.
- Anticipate your dog’s reactions to other dogs and change your direction if there is a risk of conflict.
- Never hold your dog tight on a leash while allowing it to face off to another dog. The forceful restraint will increase rather than reduce aggression.

**Always report any incident where you or your pet have been intimidated or attacked by a dog. It may happen to others and be more serious**

## LOST DOGS

If your dog is lost, phone Animal Control immediately and provide us with an accurate description of your dog and the area from which it strayed.

Often we can match up your reported lost dog with a reported found dog.

If your dog is found wearing a registration tag we will contact you and inform you of its whereabouts or return the dog to you.

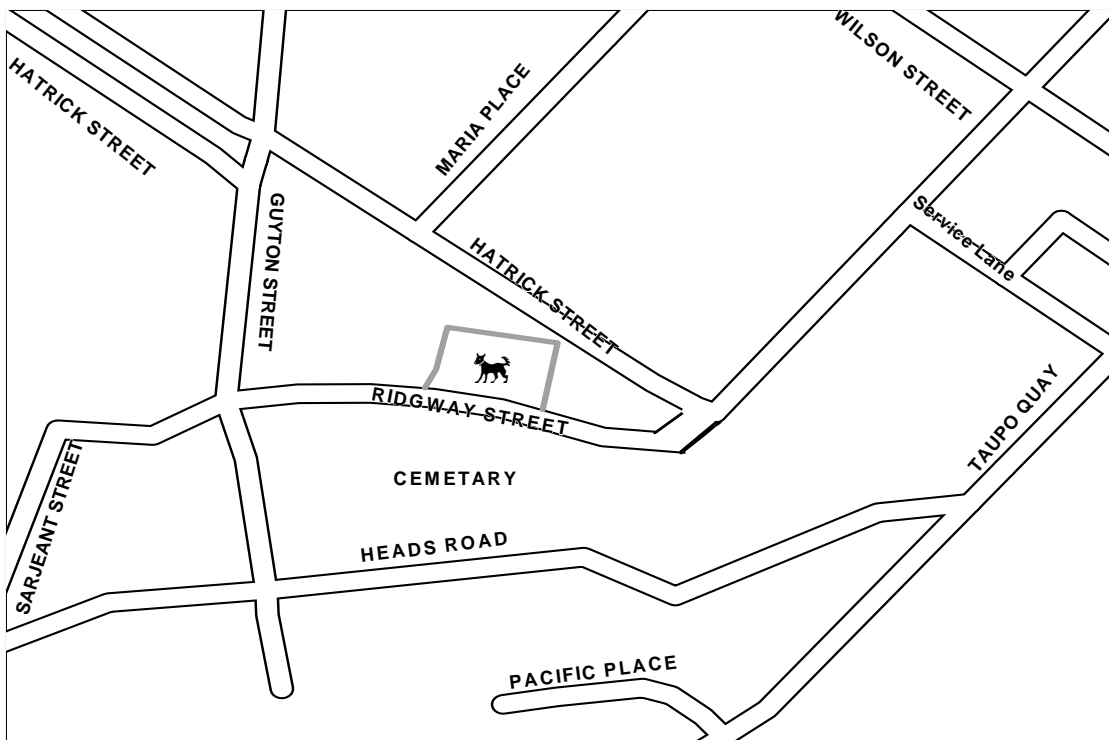
## DOG POUND

The Council Dog Pound is located at the top end of Ridgway Street opposite the old cemetery.

On average 850 dogs are impounded each year in the Council Pound. Two thirds of these dogs are males and 90% have no means of identification.

The pound is very expensive to operate with large overhead costs as well as housing, feeding, euthanising and disposal costs. Some of these costs are met by pound fees paid for by claimed dogs. However, there is a large unrecoverable cost involved with the 400 dogs per year that are unclaimed and put down.

**Animal Control gratefully acknowledges Master Foods for the supply of quality dog food for the impounded dogs.**



## DOG POUND

Dogs may be viewed 24 hours a day. The pound is open and staffed between **12.00pm - 1.00pm and 3.30pm - 4.30pm, Monday to Friday.** Arrangements may be made at other times for the release or the delivery of dogs.

- If a dog is impounded and the owner is able to be identified the owner will be notified as soon as possible (by telephone or mail). **Always notify the Council of a change of address or new phone number.**
- Dogs are held for 7 days, unless alternative arrangements are made.
- After this time, if the dog is not claimed by its owner, the Wanganui District Council will either re-home or euthanise the dog.

All impounded dogs will incur a pound fee.

Impounded unregistered dogs will also have to be registered before release.

Dogs will only be released when all fees are paid.

Dogs that are considered suitable **MAY** be sold if not claimed by their owner.

### Criteria for re-homing dogs

1. All dogs must be **de-sexed** – to be paid for by the purchaser.
2. You must have an adequately **fenced** property to contain the dog. An Animal Control Officer will inspect this.
3. The dog must be **registered**.
4. All dogs are purchased at the **buyer's risk**.
5. All **fees** are to be paid **before** the dog is taken. (A full refund is given after a trial period, the dog is returned as unsuitable).
6. Animal Control Officers will refuse to sell a dog to any known problem dog owner.



### **The pound will also accept:**

- Dogs for re-homing due to a change in the owners' circumstances.
- All unwanted dogs.
- Dogs for euthanasia.
- In special circumstances, dogs for boarding.

## BYLAW

The Wanganui District Council bylaw is designed to minimise the danger and stress that can be caused by and to dogs.

The bylaw also aims to regulate and control dogs in public places.

### **Some major points contained within the bylaw include:**

- Owners must immediately pick up and dispose of their dogs' droppings.
- The owner of any bitch on heat, or diseased dog, must keep them contained and away from public places.
- Dogs in vehicles must not be left without proper ventilation.
- Dogs travelling on the back of utes/trucks/etc must be tied.
- People must not aggravate or cause a dog to attack or bark.
- Animal Control Officers have the power to limit the number of dogs on a property.

Failure to comply with any of the above may incur a \$200.00 infringement fee.

A full copy of the Dog Control Bylaw is available on request or on the Wanganui District Council website [www.wanganui.govt.nz](http://www.wanganui.govt.nz)

# DOG CONTROL ACT 1996

Effective from 29 June 2004

## INFRINGEMENT NOTICES

An infringement notice, like a parking ticket, is an instant fine. If the infringement notice is paid within a certain period of time, court procedures and further court costs will be avoided.



Infringement notices can be withdrawn at the discretion of the Wanganui District Council.

They are issued for the following offences:

Under Section	Description of Offence	Infringement Fee
s 18	Wilful obstruction of dog control officer or ranger	\$750.00
s 19(2)	Failure or refusal to supply information or willfully providing false particulars	\$750.00
s 19A(2)	Failure to supply information or willfully providing false particulars about dog	\$750.00
s 20(5)	Failure to comply with any bylaw authorised by section	\$300.00
s 28(5)	Failure to comply with effects of disqualification	\$750.00
s 32(2)	Failure to comply with effects of classification of dog as dangerous dog	\$300.00
s 32(4)	Fraudulent sale or transfer of dangerous dog	\$500.00
s 33E(2)	Failure to comply with effects of classification of dog as menacing dog	\$300.00
s 36A(6)	Failure to implant microchip transponder in dog	\$300.00
s 41	False statement relating to registration	\$750.00
s 42	Failure to register dog	\$300.00
s 46(4)	Fraudulent attempt to procure replacement label or disc	\$500.00
s 48(3)	Failure to advise change of ownership	\$100.00
s 49(4)	Failure to advise change of address	\$100.00
s 51(1)	Removal or swapping of labels or discs	\$500.00
s 52A	Failure to keep dog controlled or confined	\$200.00
s 53(1)	Failure to keep dog under control	\$200.00
s 54(2)	Failure to provided proper care and attention, to supply proper and sufficient food, water, and shelter and to provide adequate exercise	\$300.00
s 54A	Failure to use or carry leash in public place	\$100.00
s 62(4)	Allowing dogs known to be dangerous to be at large unmuzzled or unleashed	\$300.00

## EXERCISING YOUR DOG

The Wanganui District Council recognises the exercise and recreational needs of dogs and their owners and has identified:

- areas where dogs can be exercised on a leash, and
- areas where dogs can be exercised at large, although under continuous control, and
- areas in which dogs are prohibited.

The "Dog Exercise Areas" identified by Council are signposted and have appropriate bins placed for dog owners to dispose of doggy poos.

If dog exercise areas are to work and be accepted by the whole community, then dog owners **MUST** pick up their doggy poos. Plastic bread bags are ideal for this purpose.

**The person exercising the dog must be able to control it as if it were on a leash. If you cannot stop or retrieve your dog with a call or whistle, then you cannot exercise it off a leash.**

### The Benefits of a Dog on a Leash

- Ensures total control in areas of high activity.
- Enables defecating to be immediately recognised and picked up.
- Enables secure tying when left unattended.



## **DOG EXERCISE AREAS**

**Dogs are PERMITTED UNLEASHED (although under continuous control) at the following locations:**

### **Aramoho**

1. Riverbank Reserve – Railway Bridge to Aramoho School (walkway along riverbank).
2. Riverbank Reserve – Aramoho School to Kells Avenue (road reserve).
3. Hylton Pit.
4. Seddon St grass reserve.

### **Wanganui East**

5. Eastown Road grass reserve next to railway line.
6. Anzac Parade Riverbank Reserve from the Railway Bridge to Ikitara Road extension (excludes children's playground area).
7. Wembly Park apart from Grounds 1 or 2.

### **Central City Area**

8. Grass reserve next to Davis Library.
9. Somme Pde Riverbank Reserve from the Dublin St Bridge to the Cobham Bridge (River side of road)

### **Castlecliff**

10. Bamber Street road reserve.
11. Seafront Rd grass reserve.
12. Karoro Road/Riverbank Reserve from AFFCO to Wanganui Trawlers.
13. Castlecliff Beach except in front of the Rangiora St car park.

### **Gonville**

14. Gonville Domain off Moore Avenue.
15. Handley Street Reserve – Carlton Avenue.
16. Purnell House Grounds – Purnell Street.
17. Tawa St Reserve.

### **Springvale/St John's Hill**

18. Springvale Park area between footpath demarcation line and Carlton Avenue extension.
19. Parsons Street road reserve next to Bridge Club.
20. Otamatea Reserve, Great North Road.
21. Babbage Pl Reserve.

### **Other Areas**

22. All areas of beach or foreshore apart from prohibited areas 3 and 4 (Castlecliff and Mowhanau Beach).
23. South Beach

## **DOG EXERCISE AREAS**

**Dogs are PERMITTED ON A LEASH at the following locations**

All other public places not identified as above.

- Hutton Park
- Lorenzdale Park
- Lundon Park
- Peat Park
- Moutoa Gardens
- Queens Park
- Aramoho Motor Camp Park
- Williams Domain

## DOG EXERCISE AREAS

### Dogs are PROHIBITED at the following locations:

1. Central City Business District (The central commercial area bordered by Taupo Quay, Drews Avenue, Watt Street, Wicksteed Street, Ingestre Street and St Hill Street)
2. Virginia Lake
3. Beach area in front of Castlecliff Beach car park off Rangiora Street
4. Beach area in front of Mowhanau Beach Domain
5. Lake Wiritoa beach and boat ramp area
6. Westmere Lake
7. Bason Botanic Gardens
8. Playing surfaces of Council administered sports grounds when grounds are in use
9. Children's play area within parks
10. Mowhanau Beach Domain and children's play area
11. Tawhero Golf Course
12. Gordons Park Scenic Reserve
13. Spurdle Street Reserve
14. Victoria Park from Labour Weekend to Easter
15. Matipo Park
16. Laird Park
17. Deer Park Reserve
18. Cooks Gardens
19. National Parks and Department of Conservation land. (Persons wishing to take dogs into National Parks or Conservation land are advised to contact their local Department of Conservation).